

# **Trashion Show**

[Enoch Pratt Free Library](#)

Teens

## **Trashion Show**

May 30, 2018

**\$1-50**

\$

Your name

Gabrielle Miller, Young Adult Librarian, Enoch Pratt Free Library, Baltimore (Md.)

I originally saw the idea for a Trashion Show in a Facebook post. By searching for the word "[trashion](#)" online, I found a lot of people making apparel, jewelry and more using recyclable and non-biodegradable materials. Some of the images I found incorporated chip bags, aluminum foil and Walmart bags.

I decided I would find as many clean, reusable materials as possible over the spring and put on this program from 5:30 to 7:30 p.m. on June 21, 2017.

## **Advanced Planning**

In March, I emailed my colleagues and those at other branches asking them to bring in cereal boxes, shopping bags and any other kind of recyclables that could be used for this program.

By the time the program started I had plenty of materials to work with, and I split up the materials into stations. I had a table just for shopping bags, a table just for tin foil, a table for recycled clothing and so on. I also had a section of new garbage bags, which was the most popular piece because it made for a good dress.

I also printed out some examples of trashion in case the participants needed inspiration.

Originally, this program was planned for teens ages 11 to 17. However, we tend to get a mixed bag of attendance with some of our programs, and since we had plenty of supplies, I turned it into an all-ages program.

## **Marketing**

We advertised the program through our bimonthly newsletter, our website and a flier. But a lot of the people that came heard about the program through word of mouth.

## **Budgeting**

I didn't really purchase a whole lot except for the garbage bags and the tin foil. I think I spent a maximum of \$30.

## **Day-of-event Activity**

I set up the tables and the different stations with all the materials. I also put out tape and scissors to construct the outfits.

# Program Execution

First, the participants observed me making an outfit, and I also showed a [YouTube video](#) to them to give them an idea of what to do. Then I gave them about an hour to create their outfit. Once the hour was over, I put on runway music and let them walk down our stage and show off their outfit.

It was a lot of fun; a few of the teens brought their parents and younger siblings, and we ended up with 15 attendees — mostly kids in the 9-to-12 age range and their parents. We even got a couple of boys to participate. Everyone really enjoyed the program and hopes I put it on again.

## Advice

Think outside of the box; you don't have to use any of the materials I suggested. I'm looking at my desk right now, and there are things there that could be used. You can use any kind of materials that can be re-used; you don't have to purchase anything. The materials just have to be clean enough that a teen can wear them over their clothes.

If I did do the program again, I would decorate the room so it would look more like a runway.

For more information, check out my [Trello card](#).

## Supporting Materials

[Download this Program as a PDF](#)

- Feedback (Coming Soon!)
- [Programming Librarian Facebook Group](#)



## Slideshow Images

Image



## More Programs

Feb 21, 2018

Children (9 and under)+ |  

[Image](#)



## Creative Engagement with Youth

### **Audiences:**

Children (9 and under)

Teens (13-16)

Mar 12, 2018

Children (9 and under)+ | \$

[Image](#)



## **Thrifty Kitchen**

### **Audiences:**

Children (9 and under)

Tweens (10-12)

Teens (13-16)


Adults (21 and up)

Intergenerational

Apr 26, 2018

Children (9 and under)+ | \$\$

[Image](#)



## **Mermaid Story Time and Party**

### **Audiences:**

Children (9 and under)

Tweens (10-12)